

HOW TO RESTRICT A USER

iTA'LEEM SERIES: RESTRICT A USER



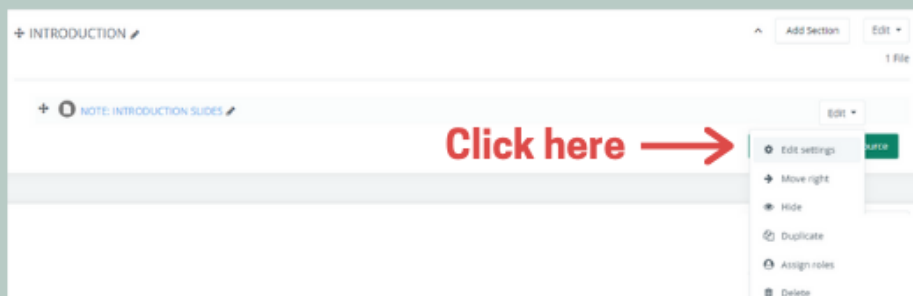
IF YOU ARE AN INSTRUCTOR OF A COURSE

A. Login to the iTa'leem

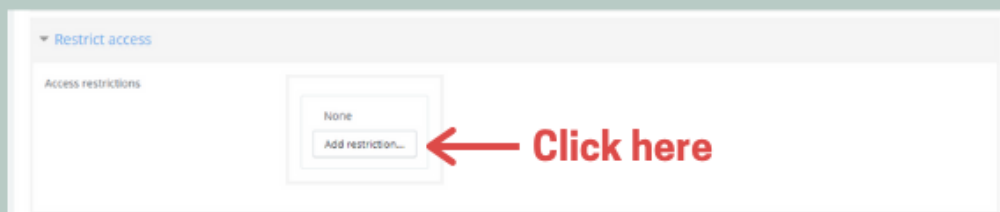


Go to 'My Courses' and click on the affected course

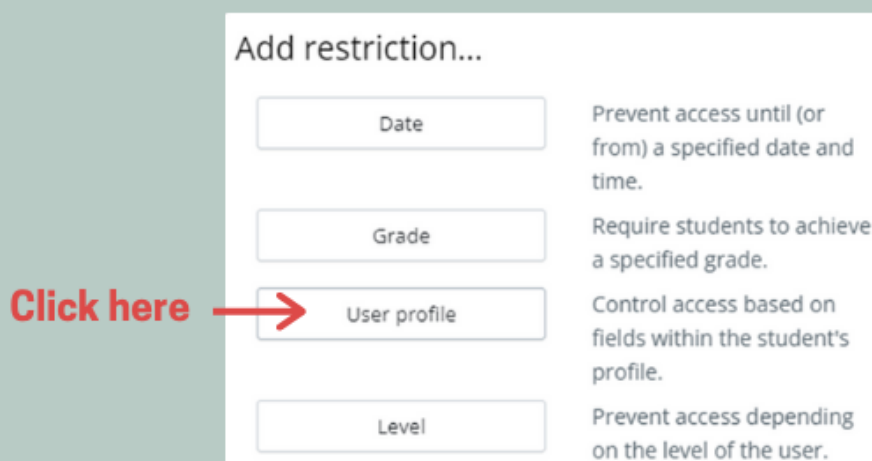
B. Go to the content that you want to have the restriction and click 'Edit Settings'



C. Scroll down to 'Restrict Access' and click Add Restriction



D. Choose 'User Profile'



Revision #1

Created Fri, Oct 21, 2022 6:04 PM by NOR FARAHIDAH BINTI ZA'BAH

Updated Fri, Oct 21, 2022 6:06 PM by NOR FARAHIDAH BINTI ZA'BAH