

# Gmail Security: Turn on 2-Step Verification

Two-step verification, also known as 2FA or two-factor authentication, is a security process in which a user provides two different authentication factors to verify their identity. The first factor is typically a password or PIN, while the second factor is usually something the user has, such as a mobile device or security key .

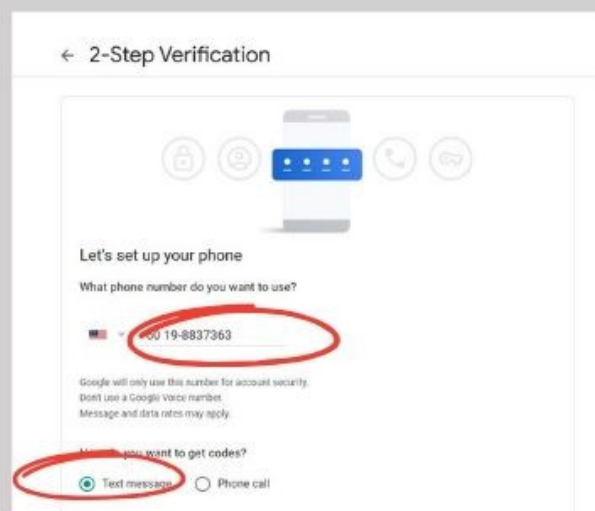
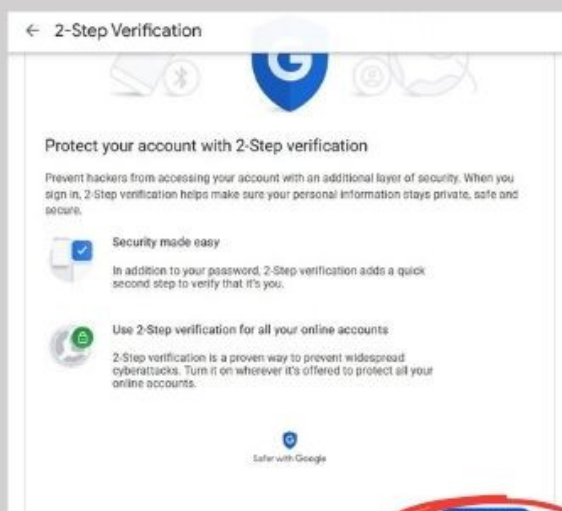
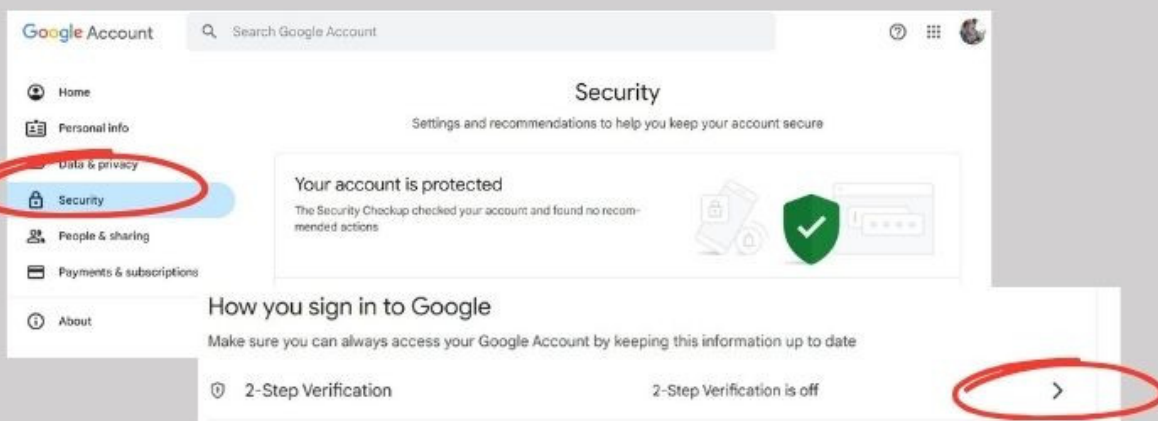
2FA adds an extra layer of security to your account and helps protect it from unauthorized access. If someone tries to log in to your account from an unknown device, they will need to provide the second factor in addition to your password. This makes it much more difficult for hackers to gain access to your account .



# TURN ON 2-STEP VERIFICATION

With 2-Step Verification, also called two-factor authentication, you can add an extra layer of security to your account in case your password is stolen. After you set up 2-Step Verification, you can sign in to your account with: your password and phone.

1. Open your Google Account <https://myaccount.google.com>
2. In the navigation panel, select Security.
3. Under "Signing in to Google," select 2-Step Verification Get started.



---

Revision #1

Created Mon, Sep 18, 2023 10:35 AM by FAZILAH BT. BASARUDDIN

Updated Wed, Mar 19, 2025 12:05 PM by FAZILAH BT. BASARUDDIN